

JBC

www.jbctools.com

English




Metal Brush for NAE

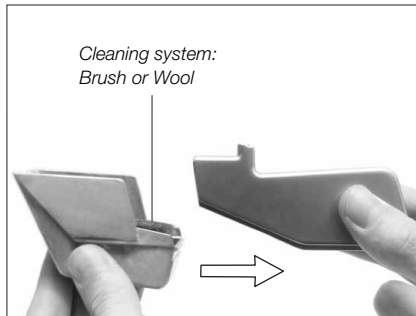
Ref. CL2466

Changing the brush

1. Push the black tab to lift out the cleaner-extractor set.




2. Separate both parts of the set to remove the brush.



3. Place the new brush into the desired position.

E.g. Positioning the brush further back keeps the solder waste from splashing outwards.



Compatible cleaning systems

Brass Wool
Ref. CL6210



Leaves a small layer of solder on the tip preventing oxidation between cleaning and reflowing.

Inox Wool
Ref. CL6205



Provides a superior cleaning of the tip.

N.B. Cut the ball of wool in half to fit into the cleaner.

JBC

Warranty

JBC's 2 year warranty covers this device against all manufacturing defects, including the replacement of defective parts and labour.

Warranty does not cover product wear due to use or mis-use.

In order for the warranty to be valid, equipment must be returned, postage paid, to the dealer where it was purchased.



This product should not be thrown in the garbage. In accordance with the European directive 2002/96/EC, electronic equipment at the end of their life must be collected and returned to an authorized recycling facility.

www.jbctools.com

0013587-0215