

JBC

www.jbctools.com

INSTRUCTION MANUAL



CL1007 / CL1008

CL2007 / CL2008

Metal and Fiber Brushes for
Automatic Tip Cleaner

This manual corresponds to the following references:

CL1007* Metal - blue core

CL1008* Metal - black core


**each ref. incl. 2 brushes*

CL2007* Fiber - blue core

CL2008* Fiber - black core

Packing List

The following items are included:



**Brushes for Automatic
Tip Cleaner** 2 units

according to purchased reference

Manual 1 unit
Ref. 0021174

Features

All brushes are offered with black and blue core, to distinguish them when doing lead-free and leaded soldering.

Fiber brushes have a longer lifespan than metal brushes.*

| | CL1008 | CL1007 | CL2008 | CL2007 |
|----------------------|-----------|-----------|-----------|-----------|
| Material | Metal | Metal | Fiber | Fiber |
| Cleaning | Intensive | Intensive | Gentle | Gentle |
| Max. time use | 10 s | 10 s | 5 s | 5 s |
| Recommended time use | 1-2 s | 1-2 s | 1-2 s | 1-2 s |
| Life cycle | Long | Long | Extended* | Extended* |
| Core | Black | Blue | Black | Blue |

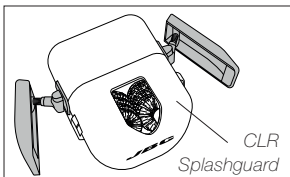


***Only use the non-metal brushes when they are rotating. Incorrect use will damage them.**

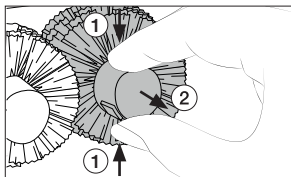
Changing Brushes

Before opening the tip cleaner, unplug it from the mains.

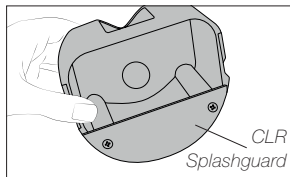
For CLR, open the side closures and remove the splashguard.



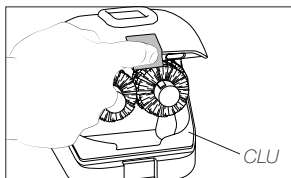
Press the brush buttons (1) to remove the brushes (2).



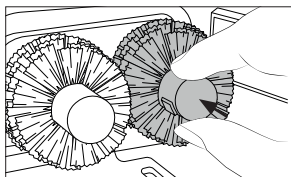
The CLR splashguard also works as a tin collector.



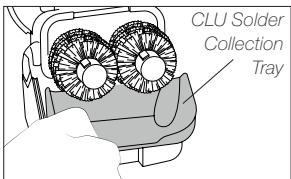
For CLU pull the locking tab to open the splashguard.



Align the brush with the axis and push them in until a click is heard. Check if the brush is properly fixed.



CLU features a solder collection tray.



Clean the splashguard/solder collection tray, place them back in its position and close the cleaner.

Brushes (both, metal and fiber) can be cleaned by immersing them in isopropyl alcohol. They must be allowed to dry before use.

Specifications

CL1007 / CL1008 / CL2007 / CL2008

Metal and Fiber Brushes for Automatic Tip Cleaner

Ref. **CL1007** *Metal - blue core*

Ref. **CL2007** *Fiber - blue core*

Ref. **CL1008** *Metal - black core*

Ref. **CL2008** *Fiber - black core*

- Brush Dimensions: 50 x 50 x 52 mm / 1.97 x 1.97 x 2.05 in

CL1007 / CL1008 *Metal*

- Total Net Weight: 102 g / 0.22 lb
- Package Dimensions/Weight: 140 x 80 x 65 mm / 156 g
(L x W x H) 5.51 x 3.15 x 2.56 in / 0.34 lb

CL2007 / CL2008 *Fiber*

- Total Net Weight: 44 g / 0.1 lb
- Package Dimensions/Weight: 140 x 80 x 65 mm / 100 g
(L x W x H) 5.51 x 3.15 x 2.56 in / 0.22 lb

JBC

Warranty

JBC's 2 year warranty covers this equipment against all manufacturing defects, including the replacement of defective parts and labour.

Warranty does not cover product wear or misuse.

In order for the warranty to be valid, equipment must be returned, postage paid, to the dealer where it was purchased.



This product should not be thrown in the garbage.

In accordance with the European directive 2012/19/EU, electronic equipment at the end of its life must be collected and returned to an authorized recycling facility.



www.jbctools.com